



Community hygiene and sanitation booklet

A guideline for hygiene and sanitation promoters to support communities in the acquisition of basic hygiene behaviors



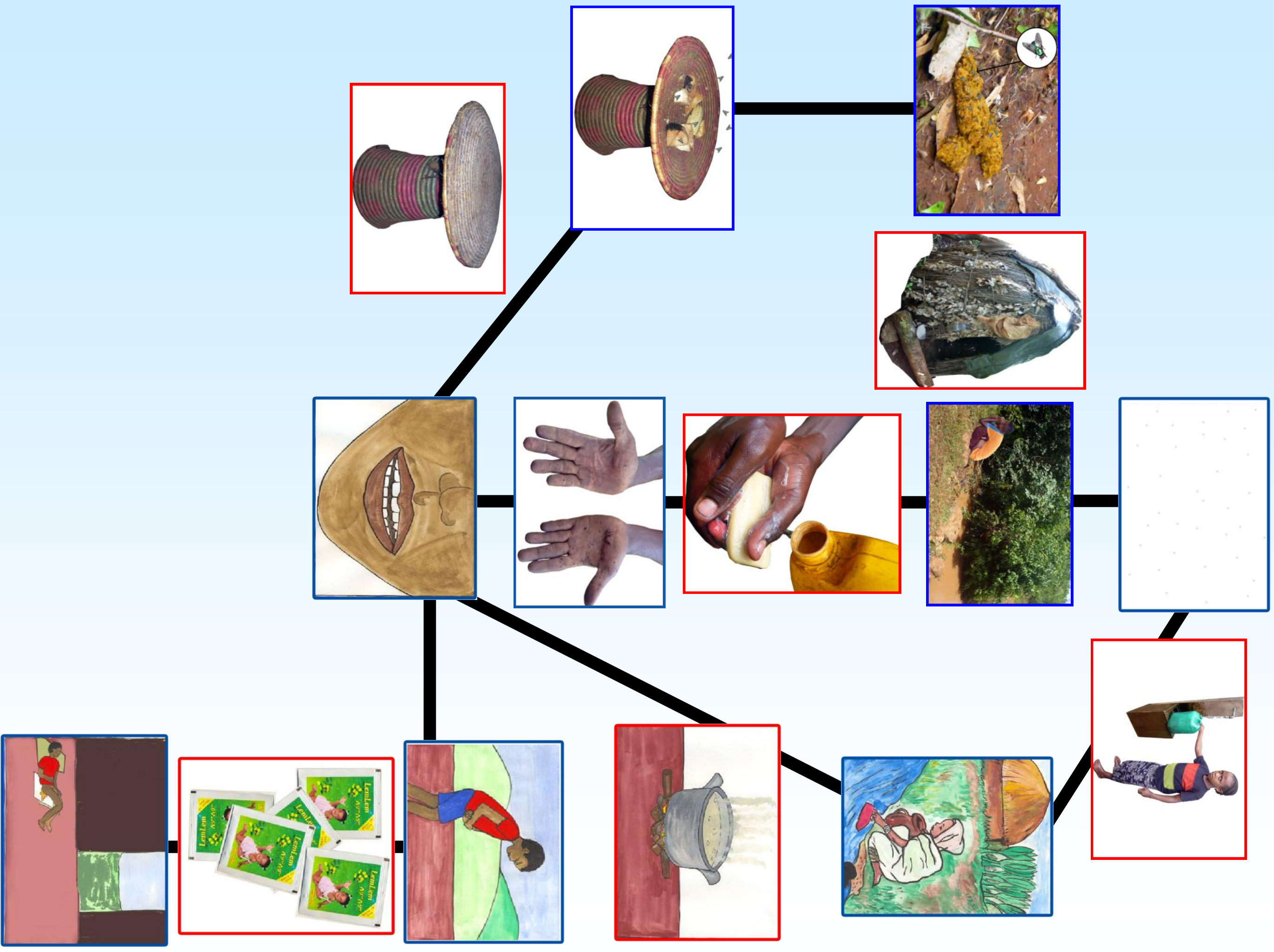
Cluster sanitation map: Family latrine



Cluster sanitation map: Open defecation



Remember the contamination route



Reach total sanitation! Put an end to open defecation!



No more open defecation



Open pit



Traditional latrine



Superstructure latrine



Public latrine



Management of water scheme

Fence the water point



Clean the water point



Speaking of latrine...




Cover the hole to avoid flies
Put ashes regularly to avoid bad smell



Put the baby's stool in the latrine and learn children to use latrines



Clean the latrine regularly



Maintain so that it is always comfortable to use



Discuss with the families that still exercise open defecation and report to Health Extension Worker if necessary

The importance of Hand Washing after latrine use

Negotiation tool: discussing 2 types of attitude toward hand washing practice



1

Aklilu goes out of the latrine



2

He looks at his hands.
They look clean.



3

He goes without washing his hands



1

Almaz goes out of the latrine



2

She wants to wash her hands



3

The hand washing facility is empty




4

Whatever Almaz goes to her house and wash her hands

The importance of Hand Washing

Critical moments for handwashing



After latrine!!



After cleaning
baby's anal !!

How to wash hands?



With water and ashes

Optimal practice



With water and soap

Different facilities to wash your hands



Djebena, can, pitcher, jerrican, bottle or other container used for pouring and dripping water + **ashes or soap**

Tippy tap and soap

Safe water storage and handling



Clean the water container



Fetch safe water at the water point



Put the water container in a safe place in the household to avoid animals and worms contamination



Wash your hands



Wash the cup



Pour or drip water with the clean cup



Use 2 cups: One for pouring water, one for drinking

Why use public latrine?

On his way to the market, Aptamu needs to go to the latrines.
He defecates in a field.



But Getatchew saw Aptamu and decides to talk with him.



When you defecate in the field, flies will go on the stool and can then contaminate some food...



...the family that will eat this food can get sick!



Think to the community: **use public latrines!**



And...remember
to wash your
hands!



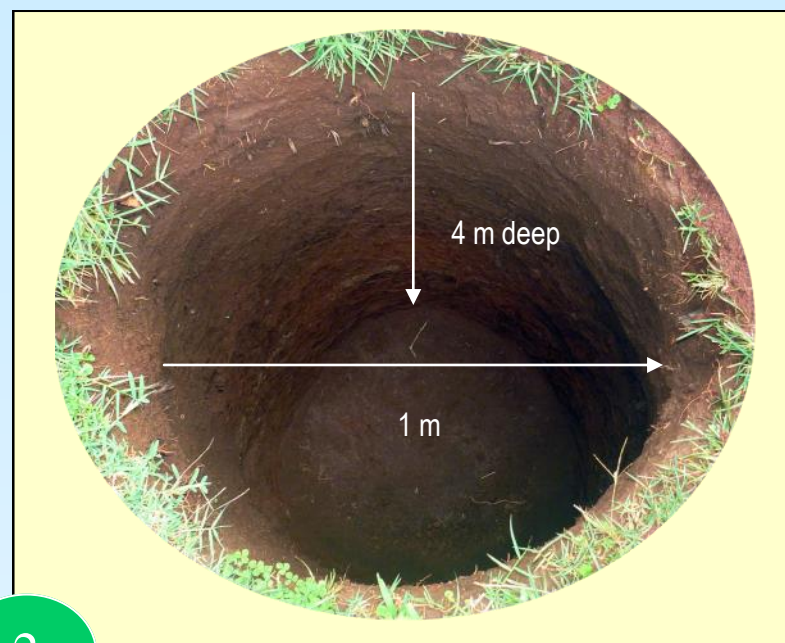
Appendice to go further: How to build a good latrine?



1

Selection of the place:

- downstream from the spring to avoid the contamination of water
- 30 m from spring box and water point
- 15 m from the house to avoid bad smell



2

Dig a hole

- 4 m deep
- 1 m large



3

Put a wooden log on the top of the hole



4

Prepare a structure in wood for the walls and roof

Think of the location of the gate for intimacy



5

Cover the roof



6

Plaster the wooden log with chicka .

Think to cover the hole